

# ANGLING PASSPORT HEALTH AND SAFETY ADVICE

Whether you're a first time fisher or a seasoned angler, you should always look after yourself. Remember, rivers can be dangerous places, so stay safe and be aware!



## **Be aware of your surroundings:**

- Take note of potential hazards such as uneven terrain, slippery surfaces, or obstacles.
- Stay away from steep banks, deep water, or areas with strong currents unless experienced and equipped for such conditions.

## **Use appropriate safety gear:**

- Wear appropriate footwear with good grip to prevent slips and falls.
- Consider wearing a personal flotation device (PFD) when fishing near deep water or in challenging conditions.
- Protect yourself from the sun by wearing sunscreen, a hat, and sunglasses.

## **Handle fishing equipment safely:**

- Use fishing equipment in a responsible and safe manner.
- Ensure that hooks are covered or properly secured when not in use to prevent accidental injuries.
- Be cautious when casting to avoid hooking others or yourself.

## **Follow local fishing regulations and guidelines:**

- Familiarise yourself with local fishing laws, catch limits, and licensing requirements.
- Respect any specific rules or regulations pertaining to the fishing stretch you are using.

## **Be cautious of wildlife and livestock:**

- Avoid disturbing or provoking wildlife and livestock.
- Take precautions against insects and other potential wildlife encounters by using appropriate repellents or protective clothing.

## **Stay hydrated and take breaks:**

- Drink plenty of water to stay hydrated, especially during hot weather.
- Take regular breaks to rest and avoid fatigue, especially on longer fishing trips.

## **Practice responsible fishing:**


- Handle fish with care and release them properly if required by regulations or conservation efforts.
- Dispose of any waste, including fishing lines and packaging, in designated bins to protect the environment and wildlife.

## **Fishing with others:**

- Whenever possible, fish with a buddy or inform someone about your fishing plans, especially if fishing in remote areas.
- Keep an eye out for fellow anglers and offer assistance if needed.

## **Be prepared for emergencies:**

- Carry a basic first aid kit and know how to administer basic first aid if necessary.
- Have access to emergency contact numbers and know the location of the nearest medical facilities.



# ANGLING PASSPORT RULES ADVICE AND GUIDENCE

Before you start fishing please make sure you have read & understood the following rules & regulations. These rules apply for all beats other than the River Loud and Mitton. Please see the sheet overleaf for additional information.



## Seasons

Fishing seasons are detailed below, to view local bylaws which may affect these seasons please visit [gov.uk/government/collections/local-fishing-byelaws](http://gov.uk/government/collections/local-fishing-byelaws) for the latest, up to date guidance. For Mitton specific seasons please scroll down.

Sea Trout 1st April- 30th September

Brown Trout 15th March- 30th September


Salmon 1st February- 31st October  
(catch & release up to 15th June)

Coarse Fish 16th June- 14th March

For more general guidance on fishing please visit [gov.uk/freshwater-rod-fishing-rules/overview](http://gov.uk/freshwater-rod-fishing-rules/overview).

## General rules

- Take note of potential hazards such as uneven terrain, slippery surfaces, or obstacles.
- Stay away from steep banks, deep water, or areas with strong currents unless experienced and equipped for such conditions.
- Take care to ensure the equipment, bait and methods used are appropriate to the site and the time of year or season.
- If using a paper ticket, always ensure the tokens are posted in the token box BEFORE fishing and that you RETAIN the second counterfoil part on your person. If using a digital version please ensure that it is available on your phone. Rivers Trust staff regularly patrol the beats and may ask you to produce your license and token counterfoils
- Please take the time to complete your catch return slip and post it in the token box before you leave. Even if you did not catch any fish the data we gather from the catch returns provides vital information about river health and it gives us guidance on how we can improve river health for the benefit of wildlife and anglers.
- Only use the indicated parking places (where applicable) - if all spaces are taken this is an indication that maximum numbers are already fishing the beat.
- Cars should be parked sensibly at all times, without blocking any access (including farm tracks) or causing any obstruction.
- Remain courteous to staff, other anglers, and members of the public.
- No dogs are allowed on beats.
- Take all litter home, close gates behind you, be aware of livestock, and always use footpaths and stiles.
- Fish only within the beat limits as indicated by the signs and beat cards.
- Report any incidents, issues or damage to stiles or property immediately.



# ANGLING PASSPORT MITTON AND LOUD RULES

Before you start fishing please make sure you have read & understood the following rules & regulations. These rules apply to the Mitton and Loud beats respectively and are in addition to the main rules and regulations unless stated otherwise.

## MITTON RULES

### Seasons

Game Angling Season - 15th March to 31st October

- All water from Mitton Bridge to Calder foot is game fishing.
- The Calder section from the wood to the marker post 20 meters from Calder foot will be both coarse & game fishing.
- The wood on the Ribble from post 'A' to marker post 'B' is both coarse & game fishing.


Coarse and Grayling Season - 1st November to 14th March

- All of the water will be coarse & grayling fishing only during this period.
- If another angler is waiting to fish please do not repeat fish a pool without first fishing another pool or stretch. No wading beyond the central line of the river.
- Spinning is permitted from Mitton Bridge to Calder Foot when the water level is above the blue marker on the bridge & only with a Migratory Salmonid ticket.
- Anglers fishing for brown trout must move down the river at a rate of one meter a cast.
- Brown trout ticket is fly only.
- No bait fishing for salmon, sea trout & brown trout.
- All rainbow trout to be killed were byelaws permit.
- Barbless hooks should be used at all times.
- No bubble floats allowed.
- No keepnets- all coarse fish to be returned.
- There is no fishing from weirs or bridges.
- No access is permitted via private property.

## LOUD RULES

- Access is permitted on a strip fifteen feet wide from the edge of the river except for on public footpaths.
- Step and cast on all waters in the presence of other anglers. No visitor shall stay in one position for more than a reasonable time.
- Fish within the permitted width of the river. Do not wade beyond the centre of the river or cast towards or face your own bank.
- No fishing from bridges.
- Only one rod per angler to be used at anyone time- short rods are advised.
- Maggots, ground bait, shrimp and prawn are prohibited.
- Fly, spinner or worm are permitted and barbless hooks must be used.
- All fish must be returned to the water immediately and handled with extreme care.





# ANGLING PASSPORT FURTHER ADVICE AND GUIDANCE

Before you start fishing please make sure you have read & understood the following rules & regulations. This information helps to keep the rivers and all those that live in them, and enjoy them, safe.

## **Rod Licenses.**

It is illegal to commence fishing without a valid Environment Agency rod license. Failure to comply will lead to prosecution. To buy an Environment Agency license please visit [www.environment-agency.gov.uk/rodlicense](http://www.environment-agency.gov.uk/rodlicense).

## **Poaching and Pollution.**

Poaching or pollution incidents should be reported to the Environment Agency on their 24 hour free-phone number 0800 807060. This number is free to call.

## **The Countryside Code**

The countryside code is a set of guidelines designed to promote responsible behaviour when visiting the countryside. At the same time it respects the needs of local communities, wildlife, and the environment.

- Respect- always leave gates how you find them, don't block access when parking, be kind and friendly, follow signs, and keep to public footpaths.
- Protect- there should be no trace of your visit.
- Enjoy- every trip to the countryside should be fun, so always check your route before you set off and ensure someone knows where you are.

## **Catch and release**

Many of the beats included in the scheme practice compulsory catch and release in order to protect our valuable fish stocks for future generations. Here are a few useful tips:

- You must use barbless hooks at all times (or flatten the barb), circle hooks if bait fishing and avoid trebles.
- Minimise the time spent playing a hooked fish.
- Wet your hands before touching the fish.
- Carry forceps to remove hooks.
- Release the fish as quickly as possible and do not remove it from the water.
- Support the fish in the water until it is recovered.
- Where catch and release is not compulsory, we heavily encourage it.

## **Check, Clean, Dry**

Invasive non-native species threaten the survival of native wildlife by preying on or out-competing other plants and animals, disrupting habitats and ecosystems, and spreading harmful diseases. So, always Check Clean Dry!

- Check your equipment and remove any mud, plants, or organisms leaving them on site.
- Clean everything with hot soapy water as soon as you can.
- Dry the equipment thoroughly, some species can survive up to two weeks without water.

